

Alliteration Tongue Twister Cards

(Cards to be folded first and ideally laminated.)

Picture side to show to children. Encourage them to say what they see and then think of a word to describe the picture.

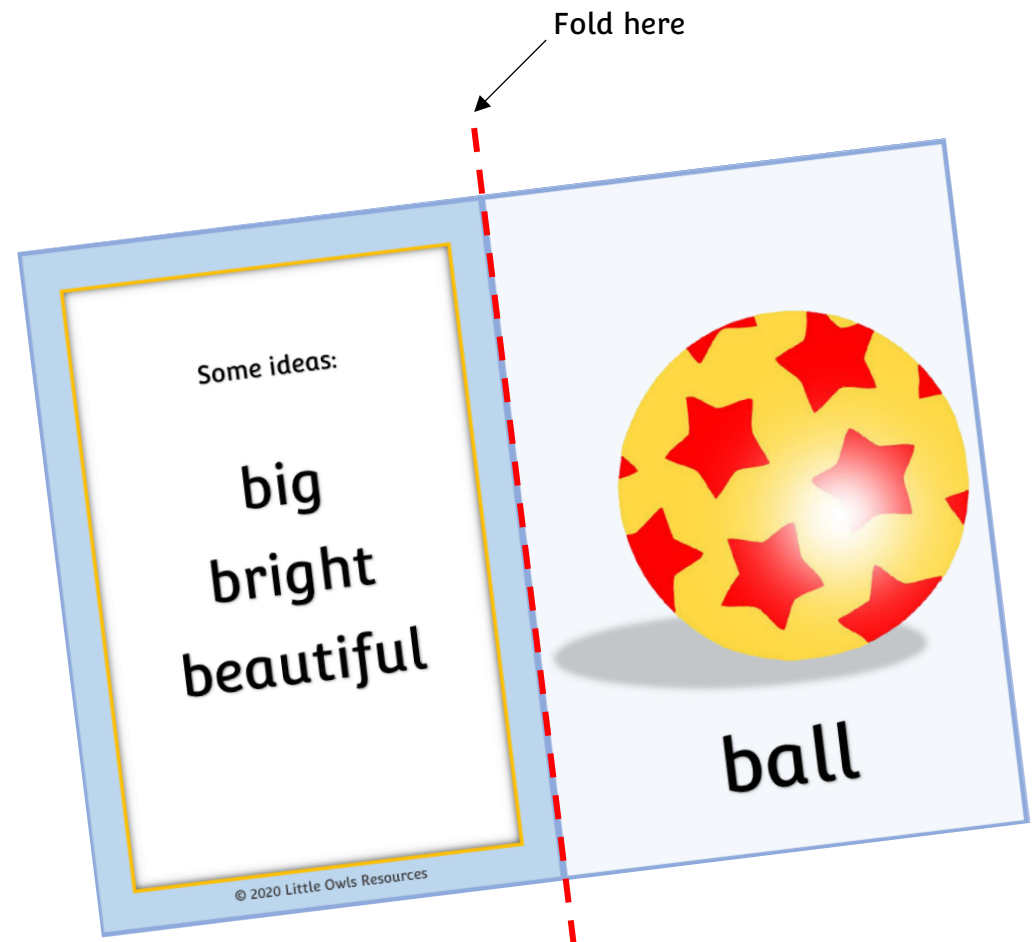
Encourage alliteration using the same initial sound.

Ideas are on the reverse side for an adult to add to the discussion.

When one or two words have been chosen, say the words together and then ask the children to repeat back.

e.g. big bright ball

Try saying the words slowly and quickly.



Some ideas:

big
bright
beautiful

© 2020 Little Owls Resources




ball

Some ideas:

buzzing
beautiful
bright

© 2020 Little Owls Resources



bee

Some ideas:

playful
pretty
pleasant

© 2020 Little Owls Resources



puppy


Some ideas:

calm

clever

cool

© 2020 Little Owls Resources




cat

Some ideas:

happy
helpful
hungry

© 2020 Little Owls Resources




horse

Some ideas:

dirty
dizzy
difficult

© 2020 Little Owls Resources




dog

Some ideas:

loud

lazy


lovely



lion

Some ideas:

funny
friendly
frightened



frog