


POLLING



STATION

Election activity notes...




This role-play activity pack is designed to introduce children to the idea of an election, and the decision process involved in voting.

It is completely non-partisan and unrelated to any real-world political parties/views.

1. An adult reads out the 'pitch' from each fictitious candidate and then the children are encouraged to discuss anything they might not understand about the proposals, asking the impartial adult for guidance. Let them know that their vote will be secret, but they can talk about it if they wish.
2. *(A possible extension at this point could be to get the children to think about their own views and the views of others. For example, a child may think they would vote for the second candidate because they dislike painting. However, all their friends may love painting. What is best for the group?)*
3. Show the children one of the election voting forms and relate the images to the candidates discussed. Show them the process of going to the Polling Station, getting the form, marking an X in just one box, folding the paper in half and putting in the ballot box.
4. As the adult removes the forms from the ballot box and announces the votes for each candidate, the tally sheet can be filled in to find the winner!
5. *(Second possible extension - the children can fill in their own tally sheets to count the votes!)*

Enjoy this activity with the voters of the future! We hope this helps!

POLLING




STATION

This way



POLLING



STATION







This way



VOTING FORM

Put an **X** next to your choice





© 2019 Little Owls Resources



VOTING FORM

Put an **X** next to your choice

© 2019 Little Owls Resources





Ballot Box

© 2021 Little Owls Resources





Ballot Box

© 2021 Little Owls Resources

Ballot Box



© 2021 Little Owls Resources



Ballot Box



© 2021 Little Owls Resources



CANDIDATE 1

“If you choose me there will be more holidays!...”




“...but, to be healthier there will be no more ice creams.”





CANDIDATE 2

“If you choose me there will be more books!...”




“...but, to save money there will be no more painting.”





CANDIDATE 3




“If you choose me there will be more playgrounds!...”



“...but, to make space there will be no flowers.”





Candidate	Tally	Total
<p>1</p>  <p>An illustration of a grey airplane flying towards the right, with a bright yellow sun behind it. To the right of the airplane is a waffle cone with four scoops of ice cream in green, yellow, pink, and brown. A red circle with a diagonal slash is superimposed over the ice cream cone, indicating it is prohibited.</p>		
<p>2</p>  <p>An illustration of a stack of five books with green, blue, and red spines. To the right is a white paint palette with various colored wells and a paintbrush. A red circle with a diagonal slash is superimposed over the paint palette, indicating it is prohibited.</p>		
<p>3</p>  <p>An illustration of a yellow and blue playground slide. To the right are three flowers: a yellow daffodil, a red rose, and a white daisy. A red circle with a diagonal slash is superimposed over the flowers, indicating they are prohibited.</p>		