

Science Float or Sink Activity

This pack includes...

p2: **Activity Card** (detailed breakdown of the activity, vocabulary, questions, etc.)

p3: **'Family Fun' Activity Cards** (shorthand version of the activity to send home)

p4: **'Float or Sink' poster** (for use with our Science 'Activity Space' Banners)

p5–8: **A4 Float/Sink posters**

p9–11: **Float and Sink recording sheets x3**

p12–13: **Float and Sink *blank* recording sheets x2**

p14–16: **Float and Sink word cards**

p17–19: **'What did we do?' sheets** (for writing, drawing, or adding a photograph)

p20–22: **'What did we find out?' sheets** (for writing, drawing, or adding a photograph)

You will need:

Outdoor water tray or large bowl of water

Objects to test in the water. Examples (*choose objects appropriate for you children and level of supervision*): pencil, cork, wooden spoon, metal spoon, apple, orange, sponge, tin foil, small world toys, balls (various densities will show different outcomes e.g. ping pong vs golf), plastic tub (e.g. empty margarine tub), lolly sticks, lids, leaf, toy brick, stone, stick.

Activity Description:

Use a water tray in your outdoor area or fill a bowl with water. Put different objects into the water. See above section for suggestions.

Allow young children (under close supervision) to explore playing with appropriate objects in the water. This will give them hands on experience of floating and sinking. Let them repeat the actions and consolidate their experiences. Use the key words 'sink' and 'float' as each phenomenon is occurring.

Slightly older children will love the build-up of an experiment and the excitement of wondering whether the next item will float or not. They may also enjoy recording their findings by making a mark in the correct box on sheets provided. In addition, children may enjoy sorting the objects after they are tested; creating a pile of 'float objects' and 'sink objects' or placing them in boxes labelled accordingly.

As older children build up experience, ask them to make predictions. 'Do you think/predict this metal spoon will sink or float?' 'Why?' 'What makes you think that?' 'What material is the object made from?' 'How heavy/light is it?' 'What shape is it?'

As a further development children will love to explore making boats from different materials. Can children explore their own ideas and find something that works?

EXTRA CHALLENGE!

Investigate density. Test two objects that are about the same size and shape, but one will sink because it is very dense and the other will float as it is not, e.g. ping pong ball vs golf ball.

Development Matters: (Understanding the World)

Birth to 3 – Repeat actions that have an effect. – Explore materials with different properties. – Explore and respond to natural phenomena in their setting and on trips.

3 and 4 – Explore collections of materials with similar and/or different properties. – Talk about what they see using a wide vocabulary. – Explore how things work. – Explore and talk about different forces they can feel. – Talk about the differences between materials and changes they notice.

Reception – Explore the natural world around them. **ELG:** Explore the natural world around them, *making observations* and drawing pictures of animals and plants.

Key Vocabulary: (Progressing in difficulty)

Float, sink, heavy, light

Materials: *metal, wood, plastic, cork*

Dense, hollow

Key Questions: (Progressing in difficulty)

Did it float? Did it sink? Do you think/predict this object will sink or float? Why do you think that? What is the object made from? How heavy/light is the object? What shape is it? How dense is it?

Additional Resources:

Further resources within this pack. Plus, more 'Water Play' resources at <https://littleowls-premium.com/outdoor-area-water-play>

Family Fun! Float or Sink

Can you make a boat that floats on water?

Will it allow passengers, e.g. small world toys or a family of leaves?

Before making your boat, perhaps you might like to test some different materials: lolly sticks, sticks, corks, plastic tubs (e.g. margarine), hollowed out fruit with thick skin (e.g. lemon, lime, melon), tin foil.

Good luck! Have fun exploring!

© 2022 Little Owls Resources

Family Fun! Float or Sink

Can you make a boat that floats on water?

Will it allow passengers, e.g. small world toys or a family of leaves?

Before making your boat, perhaps you might like to test some different materials: lolly sticks, sticks, corks, plastic tubs (e.g. margarine), hollowed out fruit with thick skin (e.g. lemon, lime, melon), tin foil.

Good luck! Have fun exploring!

© 2022 Little Owls Resources

Family Fun! Float or Sink

Can you make a boat that floats on water?

Will it allow passengers, e.g. small world toys or a family of leaves?

Before making your boat, perhaps you might like to test some different materials: lolly sticks, sticks, corks, plastic tubs (e.g. margarine), hollowed out fruit with thick skin (e.g. lemon, lime, melon), tin foil.

Good luck! Have fun exploring!

© 2022 Little Owls Resources

Family Fun! Float or Sink

Can you make a boat that floats on water?

Will it allow passengers, e.g. small world toys or a family of leaves?

Before making your boat, perhaps you might like to test some different materials: lolly sticks, sticks, corks, plastic tubs (e.g. margarine), hollowed out fruit with thick skin (e.g. lemon, lime, melon), tin foil.

Good luck! Have fun exploring!

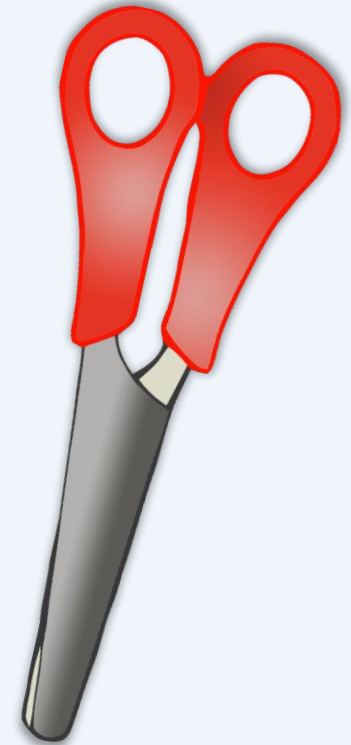


© 2022 Little Owls Resources



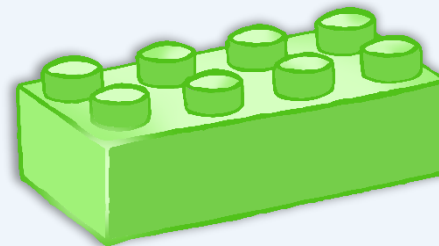
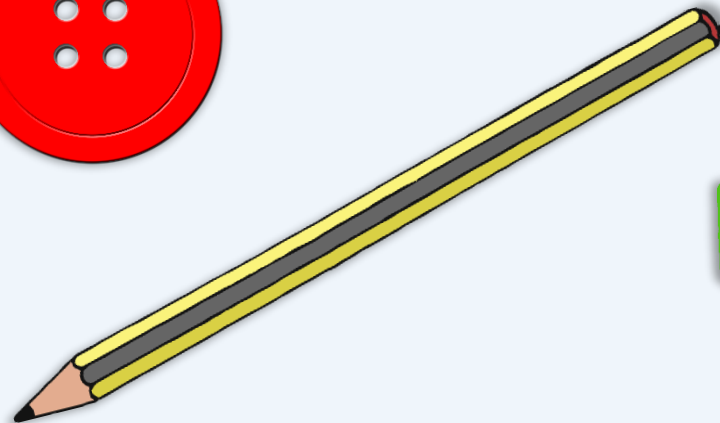
Float or Sink

© 2022 Little Owls Resources

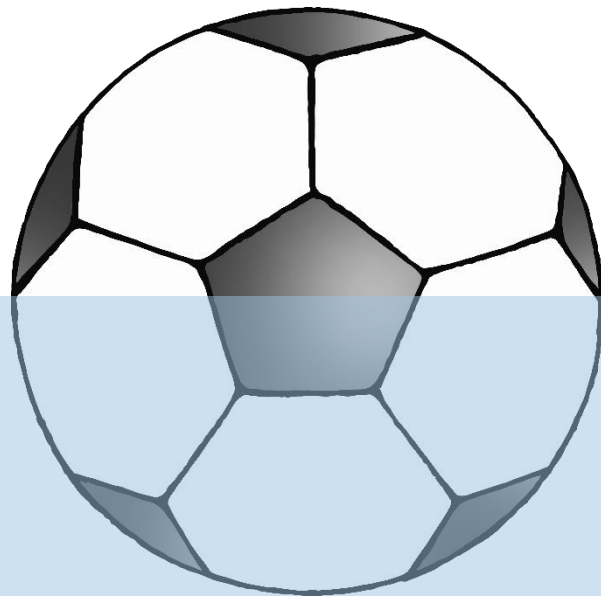
**For use with the 'Science Banner' display.*




Float or Sink



Does it... **Float?**



Does it... **Sink?**




Does it...

Float

or

Sink?




Float or Sink

Tick Sheet

Name: _____

Float

Sink



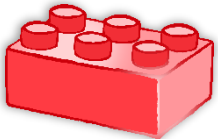
stick



toy car



stone



building
brick



apple



spoon

Float or Sink

Tick Sheet


Name: _____

Float

Sink



plastic
tub




wooden
spoon




scissors



coin



lolly
stick



colander


Float or Sink

Tick Sheet

Name: _____

Float

Sink



coin



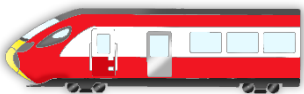
magnet



cork



pine
cone



toy
train



foil

Float or Sink

Tick Sheet

Name:

Float

Sink

Float or Sink

Tick Sheet

Name:

Float

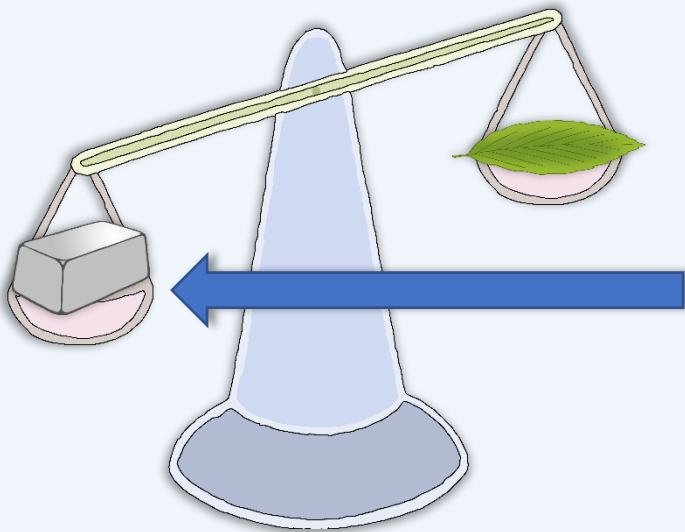
Sink

Float

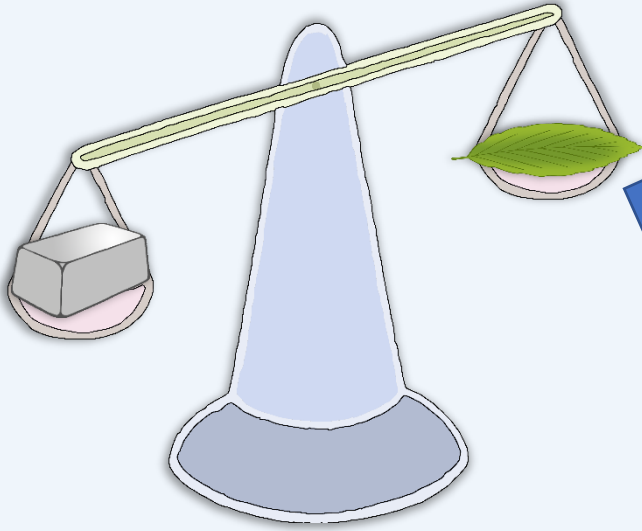
float

Sink

sink



heavy




light



cork



plastic




wood



metal


Float or **Sink**

What did we do?



Float or **Sink**


What did we do?




Float or **Sink**

What did we do?

What did we find out? **Float** or **Sink**



What did we find out? **Float** or **Sink**



What did we find out? **Float** or **Sink**