


Character Description Sheets (col) – The Gingerbread Man

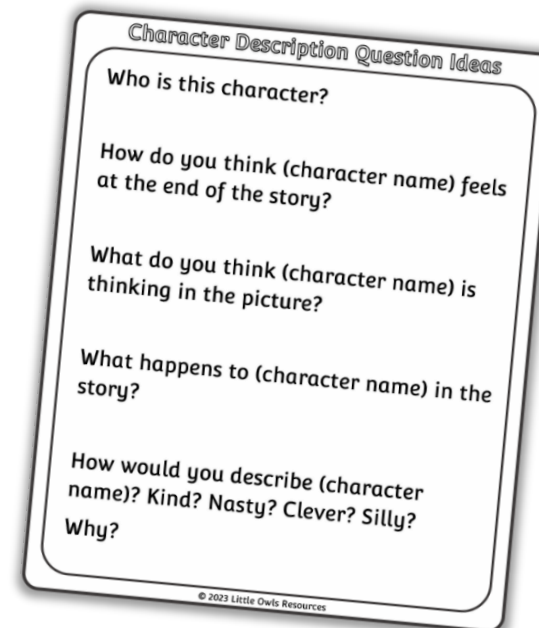


At the end of the pack is a short question idea card to get the discussion started but add as many other questions as you like and encourage the children to ask their own questions too!

These sheets are made for children to think about the characters from the story and record their thoughts.

These thoughts can be written around the pictures by the children if they are able but equally valuable if scribed by an adult.


The discussions and ideas are the most important part of this activity!




Character Description - The Gingerbread Man - gingerbread man




Character Description - The Gingerbread Man - old woman




Character Description - The Gingerbread Man - old man




Character Description - The Gingerbread Man - dog




Character Description – The Gingerbread Man – cat



Character Description - The Gingerbread Man - pig



Character Description - The Gingerbread Man - fox



Character Description Question Ideas

Who is this character?

How do you think (character name) feels at the end of the story?

What do you think (character name) is thinking in the picture?

What happens to (character name) in the story?

How would you describe (character name)? Kind? Nasty? Clever? Silly?

Why?