

STEM Challenge Support materials

Investigate minibeasts

This pack includes...

p2: **Challenge/Questions card**

p3–5: **Posters**

p6: **Practitioner notes**

p7–12: **Word cards (&blanks)** (for display or as flash cards)

p13–15: **'What did we do?' sheets** (for writing, drawing, or adding a photograph)

p16–18: **'Minibeasts' sheets** (for writing, drawing, or adding a photograph)

★ STEM ★ Challenge ★

Can you...
...investigate
minibeasts outdoors?



? STEM ? Questions ?

Can you find a
minibeast?

*How many legs does
it have?*

What is the minibeast
doing?

*How is it different
from other minibeasts?*

Bee body parts


antenna

wing


eye

stinger

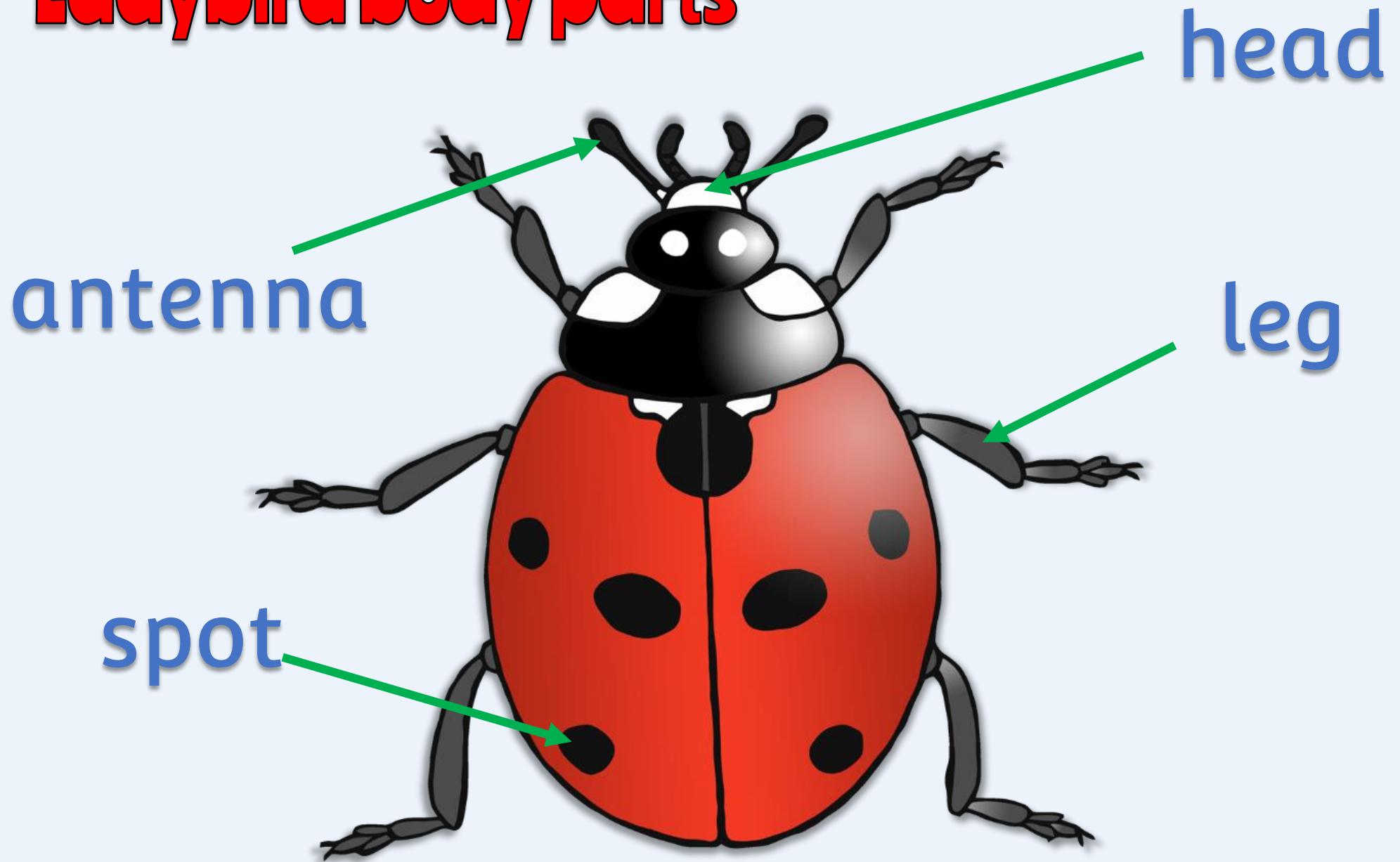
leg



Butterfly body parts



Ladybird body parts



Practitioner notes

Items that might be useful

- Magnifying glass or equivalent
 - Nets/Bug jars
- Outdoor area or prepared minibeast tray

Encourage a short discussion about minibeasts.

What is a minibeast? – What minibeasts do you know?


Give the children time to explore their ideas.

How will you investigate minibeasts? – What equipment do you need?

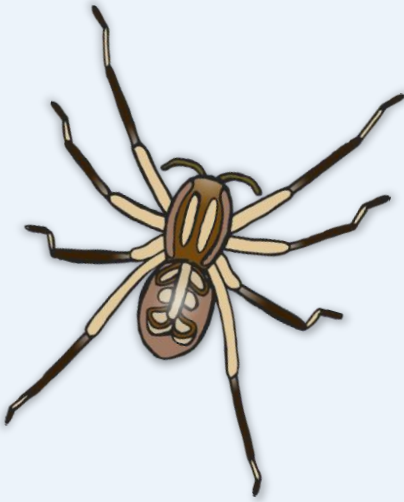
Allow the children to observe and investigate with as much independence as possible. Let them enjoy their moments of discovery and encourage them to describe and comment on what they are seeing.

In what ways were the minibeasts you saw the same? – How were they different?

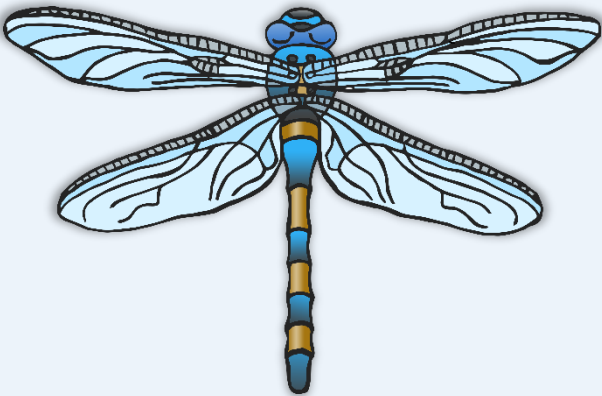
Remind the children about being careful with living creatures.




snail



spider



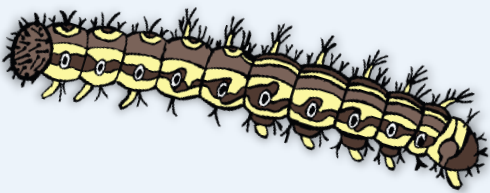
dragonfly




worm




bee




caterpillar




fly




butterfly



ant




ladybird




woodlouse




centipede



earwig



magnifying
glass




minibeasts

An empty rounded rectangular box with a blue border, intended for text input.An empty rounded rectangular box with a blue border, intended for text input.An empty rounded rectangular box with a blue border, intended for text input.

What did we do?



What did we do?



What did we do?





Minibeasts





Minibeasts





Minibeasts

