



Name:





My




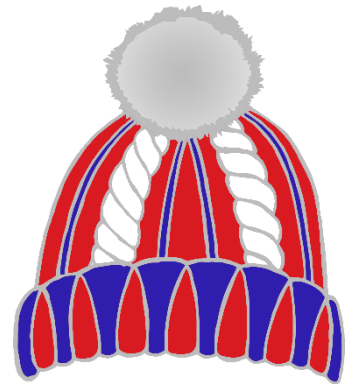
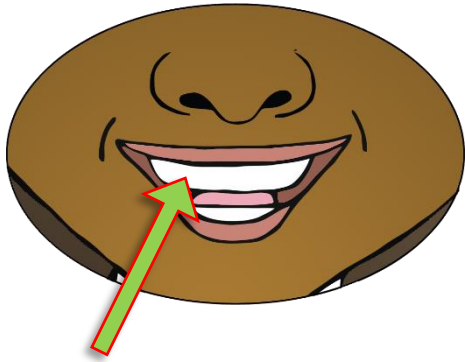
th

booklet




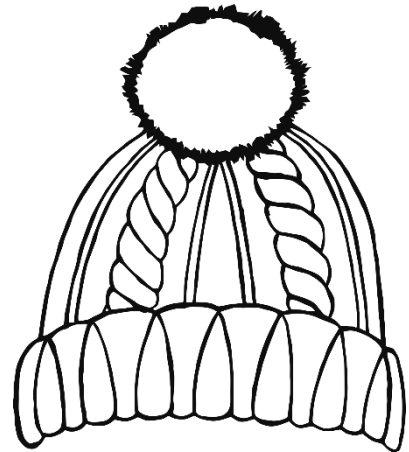

Name:

Circle the pictures that use the **th** sound.



Name:

Colour the pictures that use the **th** sound.



Name:

Circle the **th** sound.

th

th

d

o

qu

th

z

qu

b

th

qu

Name:

Practise writing **th**.

th

th

th

th

th

th

th

th

th

th

th

th

th



th

th



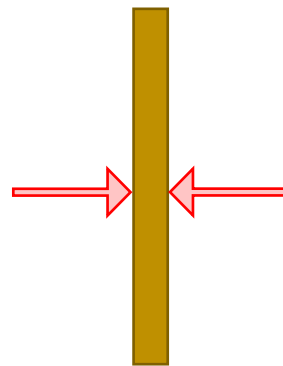

Name:

Write **th** and then read the word.



t ee

or n




i nk

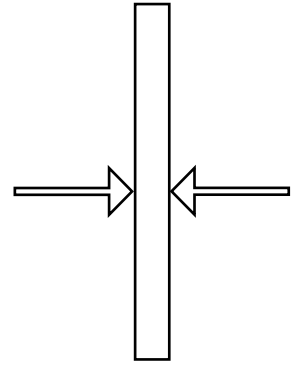
i n

Name:

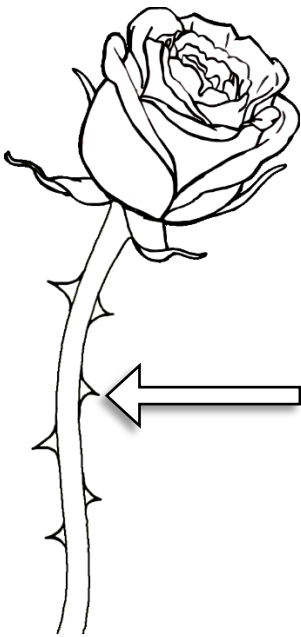
Read the words and **colour** the pictures.



teeth



thin



thorn

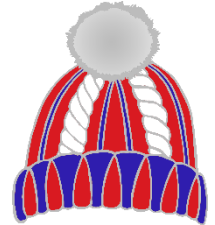


think


Name:

Match the word with the picture.

can



think




teeth




hat



thorn



bat







Name: \_\_\_\_\_

\_\_\_\_\_

Write the words for the pictures. Tick the **th** words. ✓



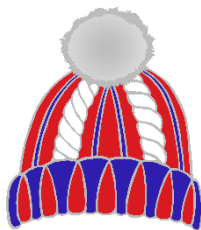
\_\_\_\_\_




\_\_\_\_\_



\_\_\_\_\_





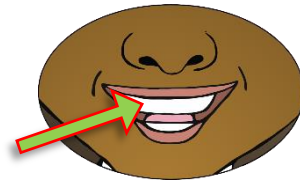

\_\_\_\_\_



\_\_\_\_\_

Name:

Write the words for the pictures. Tick the **th** words. ✓



Name:

Read all the words. Tick the ones that are real. ✓

thick

doth

thag

teeth

thip

thorn

think

zeth

thood

moth

Name:

Read the words and draw pictures for them.

**thud**

**tooth**

**thug**

**think**