

Topic Plan Ideas – Dinosaurs

This pack contains some activity ideas for the ‘Dinosaurs’ topic as well as some blank forms for you to note down your own ideas.

Staring at a blank page when planning can be difficult so we hope that even if you don’t end up using our exact suggestions, they will be a spark of inspiration for your own great ideas when planning for your children.

(The different sheets are outlined below so you can decide which sheets you need to print).

Ideas sheet (Colour) – p2

Ideas sheet (BW) – p3

Blank ideas headings sheet (Colour) – p4

Blank ideas headings sheet (BW) – p5

Completely blank ideas sheet (BW) – p6

Blank Prime Areas of Learning sheet (Colour) – p7

Blank Prime Areas of Learning sheet (BW) – p8

Blank Prime & Specific Areas of Learning sheet (Colour) – p9

Blank Prime & Specific Areas of Learning sheet (BW) – p10

We hope this helps!

Fine Motor

- Make the right number of dinosaur eggs using playdough.
- Stick dry pasta to black paper to make a dinosaur bones picture.

Number/Counting

- Make a dinosaur footprints number line.
- Children pretend to be a dinosaur and count their dino footsteps!
- How many bricks tall is your dinosaur?

Tuff Trays

- Set up a small world dinosaur land for role-play.
- Bury toy dinosaurs and fossils in sand (or an alternative) for the children to discover as palaeontologists.

Messy Play

- Use toy dinosaurs to make dinosaur footprints in soil/mud, paint, playdough, clay.
- Sea reptile 'dinosaurs' in the water tray.

Shape/Pattern/Symmetry

- Match dinosaurs to their silhouettes.
- Make flat dinosaurs using 2 D shapes.
- Make 3D dinosaurs using junk modelling e.g. cuboid boxes, cylindrical tubes.

© 2021 Little Owls Resources

Personal Opinions & Feelings

- If you were a dinosaur which one would you be?
- What would you like to know/learn about dinosaurs? Right down as a group and then investigate.

Measures

- Size ordering of small world dinosaurs e.g. line up big to small.
- Compare the weights of small world dinosaurs using balancing scales. Which is the heaviest/lightest?

Health & Self-Care

- Think about eating the right foods to keep us healthy. What did each dinosaur eat to keep them healthy?

Nurturing Relationships

- Dinosaur templates to give to a friend e.g. 'I think you're a 'roarsome' friend because...'
- Talk with a partner about their favourite dinosaur. Is it the same as yours?

Gross Motor

- Move like different types of dinosaurs/prehistoric creatures.

Investigation

- Dino dig investigation centre using sand.
- Find out info about dinosaurs and sort them e.g. organise into meat-eaters and plant-eaters.

Role-Play

- Dinosaur Museum.
- Dinosaur excavation site.

Dinosaurs Ideas

Mark making

- Make marks in playdough using small world dinosaur toys.
- Right a list of everything needed to go on a dinosaur dig.
- Ask everyone in the group about their favourite dinosaur – write down their answers.

Creativity/Art/Design

- Make a dinosaur using junk modelling materials.
- Build a dinosaur nest.
- Create your own dinosaur – think about what it would need to survive.

Relevant Books

- Dinosaur Roar – Henrietta Stickland
- Harry and the Bucketful of Dinosaurs – Ian Whybrow

Phonics/High Freq. Words

- Use dinosaur pictures or small world toys to make up sounds for each dinosaur.
- Find high frequency words on dinosaur bones buried in the sand.

Songs/Music/Poems

- Move like dinosaurs to the theme to 'Jurassic Park'.
- 'Dinostory' songs on YouTube

Alphabet

- Dig for letters of the alphabet on fossil cards or taped onto dinosaurs in the sand.
- Make letter shapes with dinosaur footprints in the sand.

Mindfulness

- Dinosaur colouring sheets.
- Close you eyes and think about being one of the dinosaurs – seeing the world from up high or running fast to get away from a T-rex.

Colours

- Paint dinosaur templates – no-one knows what colour the dinosaurs were – 'What colour will your dinosaur be?'
- Colour footprints using paint and toy dinosaurs.

Science Experiments

- Experiment with shadows using small world dinosaur toys or dinosaur cut outs.
- Freeze dinosaurs in ice and experiment with how to free them.

Optional Home Learning

- Find out about a prehistoric creature – dinosaur, bird, insect, etc.
- Ask family about their favourite dinosaur. Record their answers.

Vocab & Communication

- Dinosaur scavenger hunt – small world dinosaurs (or pictures) hidden indoors/outdoors.
- Use a checklist to tick off when you have found them. Describe dinosaurs and where they were found.

Food

- Dinosaur themed snacks e.g. cookies with dinosaur footprint in or herbivore treats using carrot, cucumber and pepper sticks with houmous.

Fine Motor

- Make the right number of dinosaur eggs using playdough.
- Stick dry pasta to black paper to make a dinosaur bones picture

Number/Counting

- Make a dinosaur footprints number line.
- Children pretend to be a dinosaur and count their dino footsteps!
- How many bricks tall is your dinosaur?

Tuff Trays

- Set up a small world dinosaur land for role-play.
- Bury toy dinosaurs and fossils in sand (or an alternative) for the children to discover as palaeontologists.

Messy Play

- Use toy dinosaurs to make dinosaur footprints in soil/mud, paint, playdough, clay.
- Sea reptile 'dinosaurs' in the water tray.

Shape/Pattern/Symmetry

- Match dinosaurs to their silhouettes.
- Make flat dinosaurs using 2 D shapes.
- Make 3D dinosaurs using junk modelling e.g. cuboid boxes, cylindrical tubes.

© 2021 Little Owls Resources

Personal Opinions & Feelings

- If you were a dinosaur which one would you be?
- What would you like to know/learn about dinosaurs? Right down as a group and then investigate.

Measures

- Size ordering of small world dinosaurs e.g. line up big to small.
- Compare the weights of small world dinosaurs using balancing scales. Which is the heaviest/lightest?

Health & Self-Care

- Think about eating the right foods to keep us healthy. What did each dinosaur eat to keep them healthy?

Nurturing Relationships

- Dinosaur templates to give to a friend e.g. 'I think you're a 'roarsome' friend because...'
- Talk with a partner about their favourite dinosaur. Is it the same as yours?

Gross Motor

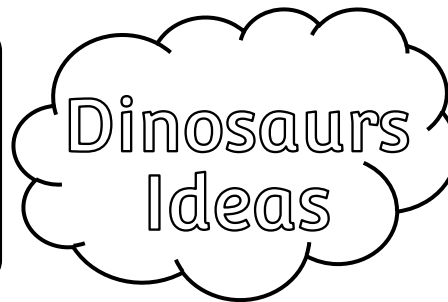
- Move like different types of dinosaurs/prehistoric creatures.

Investigation

- Dino dig investigation centre using sand.
- Find out info about dinosaurs and sort them e.g. organise into meat-eaters and plant-eaters.

Role-Play

- Dinosaur Museum.
- Dinosaur excavation site.



Mark making

- Make marks in playdough using small world dinosaur toys.
- Right a list of everything needed to go on a dinosaur dig.
- Ask everyone in the group about their favourite dinosaur - write down their answers.

Creativity/Art/Design

- Make a dinosaur using junk modelling materials.
- Build a dinosaur nest.
- Create your own dinosaur - think about what it would need to survive.

Relevant Books

- Dinosaur Roar - Henrietta Stickland
- Harry and the Bucketful of Dinosaurs - Ian Whybrow

Phonics/High Freq. Words

- Use dinosaur pictures or small world toys to make up sounds for each dinosaur.
- Find high frequency words on dinosaur bones buried in the sand.

Songs/Music/Poems

- Move like dinosaurs to the theme to 'Jurassic Park'.
- 'Dinostory' songs on YouTube.

Alphabet

- Dig for letters of the alphabet on fossil cards or taped onto dinosaurs in the sand.
- Make letter shapes with dinosaur footprints in the sand.

Mindfulness

- Dinosaur colouring sheets.
- Close you eyes and think about being one of the dinosaurs - seeing the world from up high or running fast to get away from a T-rex.

Colours

- Paint dinosaur templates - no-one knows what colour the dinosaurs were - 'What colour will your dinosaur be?'
- Colour footprints using paint and toy dinosaurs.

Science Experiments

- Experiment with shadows using small world dinosaur toys or dinosaur cut outs.
- Freeze dinosaurs in ice and experiment with how to free them.

Optional Home Learning

- Find out about a prehistoric creature - dinosaur, bird, insect, etc.
- Ask family about their favourite dinosaur. Record their answers.

Vocab & Communication

- Dinosaur scavenger hunt - small world dinosaurs (or pictures) hidden indoors/outdoors.
- Use a checklist to tick off when you have found them. Describe dinosaurs and where they were found.

Food

- Dinosaur themed snacks e.g. cookies with dinosaur footprint in or herbivore treats using carrot, cucumber and pepper sticks with houmous.

Fine Motor

Number/Counting

Tuff Trays

Messy Play

Shape/Pattern/Symmetry



© 2021 Little Owls Resources

Personal Opinions & Feelings

Measures

Health & Self-Care

Nurturing Relationships

Gross Motor

Investigation

Role-Play

Dinosaurs
Ideas

Mark making

Creativity/Art/Design

Relevant Books

Phonics/High Freq. Words

Songs/Music/Poems

Alphabet

Mindfulness

Colours

Science Experiments

Optional Home Learning

Vocab & Communication

Food



Fine Motor

Number/Counting

Tuff Trays

Messy Play

Shape/Pattern/Symmetry

© 2021 Little Owls Resources

Personal Opinions & Feelings

Measures


Health & Self-Care

Nurturing Relationships

Gross Motor

Investigation

Role-Play



Mark making

Creativity/Art/Design

Relevant Books

Phonics/High Freq. Words

Songs/Music/Poems

Alphabet

Mindfulness

Colours

Science Experiments

Optional Home Learning

Vocab & Communication

Food

Empty rounded rectangular box

Empty rounded rectangular box

Empty rounded rectangular box

Empty rounded rectangular box

Empty rounded rectangular box

© 2021 Little Owls Resources

Empty rounded rectangular box

Empty rounded rectangular box


Empty rounded rectangular box

Empty rounded rectangular box

Empty rounded rectangular box

Empty rounded rectangular box

Empty rounded rectangular box



Empty rounded rectangular box

Empty rounded rectangular box

Empty rounded rectangular box

Empty rounded rectangular box

Empty rounded rectangular box

Empty rounded rectangular box

Empty rounded rectangular box

Empty rounded rectangular box

Empty rounded rectangular box


Empty rounded rectangular box

Empty rounded rectangular box

Empty rounded rectangular box



Dinosaurs



Communication and Language

Personal, Social and Emotional Development

Physical Development

Dinosaurs

Communication and Language

Personal, Social and Emotional Development

Physical Development

Communication and Language

Personal, Social and Emotional Development

Physical Development

Dinosaurs

Literacy

Mathematics

Expressive arts and design

Understanding the world

Communication and Language

Personal, Social and Emotional Development

Physical Development

Dinosaurs

Literacy

Mathematics

Expressive arts and design

Understanding the world