

Topic Plan Ideas – Goldilocks

This pack contains some activity ideas for the Goldilocks topic as well as some blank forms for you to note down your own ideas.

Staring at a blank page when planning can be difficult so we hope that even if you don't end up using our exact suggestions, they will be a spark of inspiration for your own great ideas when planning for your children.

(The different sheets are outlined below so you can decide which sheets you need to print).

Ideas sheet (Colour) – p2

Ideas sheet (BW) – p3

Blank ideas headings sheet (Colour) – p4

Blank ideas headings sheet (BW) – p5

Completely blank ideas sheet (BW) – p6

Blank Prime Areas of Learning sheet (Colour) – p7

Blank Prime Areas of Learning sheet (BW) – p8

Blank Prime & Specific Areas of Learning sheet (Colour) – p9

Blank Prime & Specific Areas of Learning sheet (BW) – p10

We hope this helps!

Fine Motor

- Make lollipop puppets of the four characters.
- Cut, sort, colour and stick big, middle-sized and small images.



Number/Counting

- Counting 3 – physical items, drawn representations and sounds.
- Sharing out fairly objects between the three bears e.g. one for baby, one for mummy, one for daddy.

Tuff Trays

- Variety of sizes of spoons, bowls cups, plates, etc to explore. Extend to match to big, bigger, biggest signs.
- Woodland scene for three bears to go for their walk. 'What would they talk about?'

Messy Play

- Playing with dry oats – bowls and spoons.
- Feeling cold porridge.

Shape/Pattern/Symmetry

- Can you make a repeating pattern with big, small, big, small, etc?
- Using 3D shapes in junk modelling make a model of the bears' house.

© 2021 Little Owls Resources

Personal Opinions & Feelings

- Empathy with characters during different points in the story e.g. 'How would you feel if you were baby bear and your chair was broken?' – balance discussion to show feelings of all characters are valid.

Measures


- Size comparison of objects for baby, mummy and daddy bear – sort physical objects, use word cards 'big', 'middle-sized' 'small'.
- Time –sequence story events using pictures.

Health & Self-Care

- 'What would you like to add to your porridge? Bananas? Blueberries? Honey? Peanut butter? Dark chocolate? Strawberries?' – Which of these are not so healthy?

Nurturing Relationships

- Hot seat the characters from the story. 'How did you feel when your chair was broken?' 'What could the rest of us do to make Baby Bear feel better?'



Gross Motor

- Acting out the story –bear stomping in the woods –
- Drawing large pictures of the characters with chalk in the outside area.

Investigation

- Investigate/compare big and small versions of objects e.g. baby dolls. 'Which is biggest/smallest?' – Extend further by measuring using non-standard units e.g. bricks – weight and length.

Role-Play

- Role-play story using the masks – extend with hot-seating characters.
- Three Bears cottage role-play area.
- Teddy Bears Picnic.

Goldilocks Ideas

Mark making

- Story map e.g. pictures for the beginning, middle and end.
- Draw (and possibly label/write about) characters.

Creativity/Art/Design

- Make masks
- Create a 'Wanted' poster for Goldilocks.

Relevant Books

- Goldilocks and Just the One Bear – Leigh Hodgkinson.

Phonics/High Freq. Words

- Focus on relevant HFWs e.g. 'mum' for mummy bear, 'dad', 'big', 'the', 'and' – (phase 2). 'Them', 'they', 'she', 'her', 'then' – (phase 3)
- Find sounds/words that are hidden in porridge oats!

Songs/Music/Poems


- Teddy Bears Picnic song.
- 'When Goldilocks went to the house of the bears oh what did her two eyes see?'

Alphabet

- Concentrate on initial sound 'g' and 'b' in 'G, G, Goldilocks' and 'B, B, Bears'. Refer to alphabet line of cards which show what letter looks like.

Mindfulness

- Goldilocks themed colouring.
- Painting a junk-modelled chair or bed for baby bear.



Colours

- Choose colours for the clothes of the characters in the story.
- Colour match spoon, bowl, chair and bed from the story.

Science Experiments

- What do the ingredients of porridge look, smell, feel like before cooking? What about after?
- Can you make a model bed that will support a doll?

Optional Home Learning

- Discuss and find big/small/medium sized objects at home.
- Act out the story with family.

Vocab & Communication

- Talk about opposites in story e.g. big/small, cold/hot, soft/hard. Can you think of anymore? Which are not in the story? e.g. full/empty, happy/sad.

Food

- Make porridge and describe what it looks, smells, tastes and feels like?
- Become aware of and/or read/write recipe for porridge.

Fine Motor

- Make lollipop puppets of the four characters.
- Cut, sort, colour and stick big, middle-sized and small images.

Number/Counting

- Counting 3 – physical items, drawn representations and sounds.
- Sharing out fairly objects between the three bears e.g. one for baby, one for mummy, one for daddy.

Tuff Trays

- Variety of sizes of spoons, bowls cups, plates, etc to explore. Extend to match to big, bigger, biggest signs.
- Woodland scene for three bears to go for their walk. 'What would they talk about?'

Messy Play

- Playing with dry oats – bowls and spoons.
- Feeling cold porridge.

Shape/Pattern/Symmetry

- Can you make a repeating pattern with big, small, big, small, etc?
- Using 3D shapes in junk modelling make a model of the bears' house.

Personal Opinions & Feelings

- Empathy with characters during different points in the story e.g. 'How would you feel if you were baby bear and your chair was broken?' – balance discussion to show feelings of all characters are valid.

Measures

- Size comparison of objects for baby, mummy and daddy bear – sort physical objects, use word cards 'big', 'middle-sized' 'small'.
- Time –sequence story events using pictures.

Health & Self-Care

- 'What would you like to add to your porridge? Bananas? Blueberries? Honey? Peanut butter? Dark chocolate? Strawberries?' – Which of these are not so healthy?

Nurturing Relationships

- Hot seat the characters from the story. 'How did you feel when your chair was broken?' 'What could the rest of us do to make Baby Bear feel better?'

Gross Motor

- Acting out the story –bear stomping in the woods –
- Drawing large pictures of the characters with chalk in the outside area.

Investigation

- Investigate/compare big and small versions of objects e.g. baby dolls. 'Which is biggest/smallest?' – Extend further by measuring using non-standard units e.g. bricks – weight and length.

Role-Play

- Role-play story using the masks – extend with hot-seating characters.
- Three Bears cottage role-play area.
- Teddy Bears Picnic.

Goldilocks Ideas

Mark making

- Story map e.g. pictures for the beginning, middle and end.
- Draw (and possibly label/write about) characters.

Creativity/Art/Design

- Make masks
- Create a 'Wanted' poster for Goldilocks.

Relevant Books

- Goldilocks and Just the One Bear – Leigh Hodgkinson.

Phonics/High Freq. Words

- Focus on relevant HFWs e.g. 'mum' for mummy bear, 'dad', 'big', 'the', 'and' – (phase 2). 'Them', 'they', 'she', 'her', 'then' – (phase 3)
- Find sounds/words that are hidden in porridge oats!

Songs/Music/Poems

- Teddy Bears Picnic song.
- 'When Goldilocks went to the house of the bears oh what did her two eyes see?'

Alphabet

- Concentrate on initial sound 'g' and 'b' in 'G, G, Goldilocks' and 'B, B, Bears'. Refer to alphabet line of cards which show what letter looks like.

Mindfulness

- Goldilocks themed colouring.
- Painting a junk-modelled chair or bed for baby bear.

Colours

- Choose colours for the clothes of the characters in the story.
- Colour match spoon, bowl, chair and bed from the story.

Science Experiments

- What do the ingredients of porridge look, smell, feel like before cooking? What about after?
- Can you make a model bed that will support a doll?

Optional Home Learning

- Discuss and find big/small/medium sized objects at home.
- Act out the story with family.

Vocab & Communication

- Talk about opposites in story e.g. big/small, cold/hot, soft/hard. Can you think of anymore? Which are not in the story? e.g. full/empty, happy/sad.

Food

- Make porridge and describe what it looks, smells, tastes and feels like?
- Become aware of and/or read/write recipe for porridge.

Fine Motor

Number/Counting

Tuff Trays

Messy Play

Shape/Pattern/Symmetry

© 2021 Little Owls Resources

Personal Opinions & Feelings

Measures

Health & Self-Care

Nurturing Relationships

Gross Motor

Investigation

Role-Play

**Goldilocks
Ideas**

Mark making

Creativity/Art/Design

Relevant Books

Phonics/High Freq. Words

Songs/Music/Poems

Alphabet

Mindfulness

Colours

Science Experiments

Optional Home Learning

Vocab & Communication

Food

Fine Motor

Number/Counting

Tuff Trays

Messy Play

Shape/Pattern/Symmetry

© 2021 Little Owls Resources

Personal Opinions & Feelings

Measures


Health & Self-Care

Nurturing Relationships

Gross Motor

Investigation

Role-Play



Mark making

Creativity/Art/Design

Relevant Books

Phonics/High Freq. Words

Songs/Music/Poems

Alphabet

Mindfulness

Colours

Science Experiments


Optional Home Learning

Vocab & Communication

Food




© 2021 Little Owls Resources





Goldilocks



Communication and Language

Personal, Social and Emotional Development

Physical Development

Goldilocks

Communication and Language

Personal, Social and Emotional Development

Physical Development

Communication and Language

Personal, Social and Emotional Development

Physical Development



Goldilocks



Literacy

Mathematics

Expressive arts and design

Understanding the world

Communication and Language

Personal, Social and Emotional Development

Physical Development

Goldilocks

Literacy

Mathematics

Expressive arts and design

Understanding the world