

Topic Plan Ideas – Halloween

This pack contains some activity ideas for the Halloween topic as well as some blank forms for you to note down your own ideas.

Staring at a blank page when planning can be difficult so we hope that even if you don't end up using our exact suggestions, they will be a spark of inspiration for your own great ideas when planning for your children.

(The different sheets are outlined below so you can decide which sheets you need to print).

Ideas sheet (Colour) – p2

Ideas sheet (BW) – p3

Blank ideas headings sheet (Colour) – p4

Blank ideas headings sheet (BW) – p5

Completely blank ideas sheet (BW) – p6

Blank Prime Areas of Learning sheet (Colour) – p7

Blank Prime Areas of Learning sheet (BW) – p8

Blank Prime & Specific Areas of Learning sheet (Colour) – p9

Blank Prime & Specific Areas of Learning sheet (BW) – p10

We hope this helps!

Fine Motor

- Place loose parts (using fingers or child tweezers) onto pumpkin head outline to make a pumpkin face.
- Halloween themed puzzles.



Number/Counting

- Use Halloween themed objects to do physical counting/addition/subtraction/1 more/1 less/sharing.
- Sharing of sweets fairly.
- Match number of seeds to number of seeds to number on pumpkin puzzle.

Tuff Trays

- Use various tools (spoons, ladles, child tweezers, etc) to pick up spooky items and place in a cauldron to make a potion.
- Find the letters/sounds/numbers in amongst shredded orange paper, cereal, pasta.



Messy Play

- Create magical potions.
- Fill pumpkin template with orange paint – use brushes, fingers, hands, sponges, printing objects.

Shape/Pattern/Symmetry

- Make repeating patterns using Halloween themed objects e.g. bat, pumpkin, bat, pumpkin.
- Magic potion shape spell. Add the requested shapes to a cauldron. 'Add a triangle!' 'Find a four-sided shape!'

© 2021 Little Owls Resources

Personal Opinions & Feelings

- Which spooky character would you like to dress up as?
- 'Which is your favourite spooky character? Can you draw and/or write about them?'

Measures

- Cost of spooky food at spooky hotel.
- Days of the week you would like to stay at the spooky hotel.

Health & Self-Care

- Talk about balanced diet – 'what might happen if you eat too many sweets?'
- Teeth brushing station – pretending or with a named brush.

Nurturing Relationships

- Make Halloween cards to give to each other.
- Pass out pumpkin cards with ability-relevant numbers, alphabet, colours, addition equations. Children to find their pair.

Gross Motor

- Halloween activity challenges e.g. 'Walk a wobbly walk like a skeleton.'
- Move around your setting (indoor &/or outdoor) to find the spooky items.

Investigation

- Set up investigation cauldron with magnifying glass – 'what can you find in the witch's cauldron?'
- Investigate what is inside a pumpkin.

Role-Play

- Spooky hotel themed role-play area.
- Dress up as a spooky character. 'How would you act?' 'What will you say?'

Halloween Ideas

Mark making

- Write down/make marks to show the ingredients in your magic potion.
- Make a mark on a checklist when you find a spooky item (around setting, indoor/outdoor, in feely bag, in tuff spot).

Creativity/Art/Design

- Make Halloween themed masks e.g. pumpkin head, witch, skeleton, wolf.
- Create ghosts using cotton wool.
- Decorate cardboard tubes to make Halloween characters.

Relevant Books

- Room on the Broom – Julia Donaldson
- Funnybones – Janet & Allan Ahlberg



Phonics/High Freq. Words

- Mystery magic words (nonsense words made up of the sounds you are working on).
- Place some HFWs or sounds around the outdoor area. Fly around on a broomstick and read/collect them.

Songs/Music/Poems

- Make up a witch's spell to chant/sing.
- Match the sound to the Halloween character e.g. cackle – witch, howl – wolf.

Alphabet

- Match the Halloween themed objects to the letter it starts with e.g. in tuff spot choose 3 letters you have been working on & match them to the corresponding 3 objects.

Mindfulness

- Halloween colouring.
- Wind string around three lollipop sticks taped in the middle. Concentrate on the over and under motion to make spider webs.



Colours

- Create 'colour station' tables – 1 or more depending on your children. E.g. encourage children to place orange, black, green objects from around the setting on the correct colour table.

Science Experiments

- Make slime! Use in tuff trays and messy play.
- Melting ice 'Halloween hands' (frozen water-filled surgical gloves). Add small items and food colouring to the water for more fun!

Optional Home Learning

- Draw a Halloween picture of your family.
- Practice using different voices when wearing Halloween masks. It will help with telling stories.

Vocab & Communication

- Adult to describe spooky item and children to guess what it is.
- Spooky feely bag – what will you find?

Food

- Make pumpkin soup or pie.
- Make some spaghetti with food colouring. Double as slimy messy play!

Fine Motor

- Place loose parts (using fingers or child tweezers) onto pumpkin head outline to make a pumpkin face.
- Halloween themed puzzles.

Number/Counting

- Use Halloween themed objects to do physical counting/addition/subtraction/1 more/1 less/sharing.
- Sharing of sweets fairly.
- Match number of seeds to number of seeds to number on pumpkin puzzle.

Tuff Trays

- Use various tools (spoons, ladles, child tweezers, etc) to pick up spooky items and place in a cauldron to make a potion.
- Find the letters/sounds/numbers in amongst shredded orange paper, cereal, pasta.

Messy Play

- Create magical potions.
- Fill pumpkin template with orange paint – use brushes, fingers, hands, sponges, printing objects.

Shape/Pattern/Symmetry

- Make repeating patterns using Halloween themed objects e.g. bat, pumpkin, bat, pumpkin.
- Magic potion shape spell. Add the requested shapes to a cauldron. 'Add a triangle!' 'Find a four-sided shape!'

© 2021 Little Owls Resources

Personal Opinions & Feelings

- Which spooky character would you like to dress up as?
- 'Which is your favourite spooky character? Can you draw and/or write about them?'

Measures

- Cost of spooky food at spooky hotel.
- Days of the week you would like to stay at the spooky hotel.

Health & Self-Care

- Talk about balanced diet – 'what might happen if you eat too many sweets?'
- Teeth brushing station – pretending or with a named brush.

Nurturing Relationships

- Make Halloween cards to give to each other.
- Pass out pumpkin cards with ability-relevant numbers, alphabet, colours, addition equations. Children to find their pair.

Gross Motor

- Halloween activity challenges e.g. 'Walk a wobbly walk like a skeleton.'
- Move around your setting (indoor &/or outdoor) to find the spooky items.

Investigation

- Set up investigation cauldron with magnifying glass – 'what can you find in the witch's cauldron?'
- Investigate what is inside a pumpkin.

Role-Play

- Spooky hotel themed role-play area.
- Dress up as a spooky character. 'How would you act?' 'What will you say?'

Halloween Ideas

Mark making

- Write down/make marks to show the ingredients in your magic potion.
- Make a mark on a checklist when you find a spooky item (around setting, indoor/outdoor, in feely bag, in tuff spot).

Creativity/Art/Design

- Make Halloween themed masks e.g. pumpkin head, witch, skeleton, wolf.
- Create ghosts using cotton wool.
- Decorate cardboard tubes to make Halloween characters.

Relevant Books

- Room on the Broom – Julia Donaldson
- Funnybones – Janet & Allan Ahlberg

Phonics/High Freq. Words

- Mystery magic words (nonsense words made up of the sounds you are working on).
- Place some HFWs or sounds around the outdoor area. Fly around on a broomstick and read/collect them.

Songs/Music/Poems

- Make up a witch's spell to chant/sing.
- Match the sound to the Halloween character e.g. cackle – witch, howl – wolf.

Alphabet

- Match the Halloween themed objects to the letter it starts with e.g. in tuff spot choose 3 letters you have been working on & match them to the corresponding 3 objects.

Mindfulness

- Halloween colouring.
- Wind string around three lollipop sticks taped in the middle. Concentrate on the over and under motion to make spider webs.

Colours

- Create 'colour station' tables – 1 or more depending on your children. E.g. encourage children to place orange, black, green objects from around the setting on the correct colour table.

Science Experiments

- Make slime! Use in tuff trays and messy play.
- Melting ice 'Halloween hands' (frozen water-filled surgical gloves). Add small items and food colouring to the water for more fun!

Optional Home Learning

- Draw a Halloween picture of your family.
- Practice using different voices when wearing Halloween masks. It will help with telling stories.

Vocab & Communication

- Adult to describe spooky item and children to guess what it is.
- Spooky feely bag – what will you find?

Food

- Make pumpkin soup or pie.
- Make some spaghetti with food colouring. Double as slimy messy play!

Fine Motor

Number/Counting

Tuff Trays

Messy Play

Shape/Pattern/Symmetry

Personal Opinions & Feelings

Measures

Health & Self-Care

Nurturing Relationships

Gross Motor

© 2021 Little Owls Resources

Investigation

Role-Play

**Halloween
Ideas**

Mark making

Creativity/Art/Design

Relevant Books

Phonics/High Freq. Words

Songs/Music/Poems

Alphabet

Mindfulness

Colours

Science Experiments

Optional Home Learning

Vocab & Communication

Food

Fine Motor

Number/Counting

Tuff Trays

Messy Play

Shape/Pattern/Symmetry

© 2021 Little Owls Resources

Personal Opinions & Feelings

Measures


Health & Self-Care

Nurturing Relationships

Gross Motor

Investigation

Role-Play



Mark making

Creativity/Art/Design

Relevant Books

Phonics/High Freq. Words

Songs/Music/Poems

Alphabet

Mindfulness

Colours

Science Experiments


Optional Home Learning

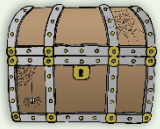
Vocab & Communication

Food



© 2021 Little Owls Resources





Halloween



Communication and Language

Personal, Social and Emotional Development

Physical Development

Halloween

Communication and Language

Personal, Social and Emotional Development

Physical Development

Communication and Language

Personal, Social and Emotional Development

Physical Development



Halloween



Literacy

Mathematics

Expressive arts and design

Understanding the world

Communication and Language

Personal, Social and Emotional Development

Physical Development

Halloween

Literacy

Mathematics

Expressive arts and design

Understanding the world