

Woodland Wildlife


Tree Leaf Match Puzzle

This matching puzzle has a different connection for each set to allow the children to self-correct.


The intention of the resource is not necessarily for children to learn the different leaf types. It is more to think about the colour changes that a leaf undergoes as the seasons change.



Sycamore



Spring - Summer



Autumn - Winter

Oak



Spring - Summer



Autumn - Winter

Horse Chestnut



Spring - Summer



Autumn - Winter

Beech




Spring - Summer




Autumn - Winter

Ash




Spring - Summer



Autumn - Winter

London Plane




Spring - Summer




Autumn - Winter

Black Poplar



Spring - Summer



Autumn - Winter