

Woodland Wildlife Walk

Winter

These checklists are intended to focus the children on looking for aspects of the natural world around them on a wildlife walk.

The descriptions of each item are broad rather than specific so that there is greater scope for being able to complete each one. For example, the bird section can be ticked off when ANY bird is seen rather than a specific species.

The second sheet has spaces for small drawings/marks when recording what is seen.

Woodland Wildlife Walk Winter

Bird
e.g. Robin

Plant/Flower
e.g. Holly

Stone/Pebble

Grass

Minibeast
e.g. Ladybirds hibernating (diapause)

Animal
e.g. Squirrel

Fungus
DONT TOUCH

Pine needles

Tree

Wildlife Walk Winter

Plant/Flower

Stone/Pebble


Minibeast

Animal

Pine needles


Tree

© 2022 Little Owls Resources




Bird

e.g. Robin




Plant/Flower


e.g. Holly



Stone/Pebble



Grass



Minibeast

e.g. Ladybirds
hibernating (diapause)



Animal

e.g. Squirrel



Fungus

DONT TOUCH



Pine needles



Tree



A large empty rounded rectangular box for drawing a bird.

Bird

A large empty rounded rectangular box for drawing a plant or flower.

Plant/Flower

A large empty rounded rectangular box for drawing a stone or pebble.

Stone/Pebble

A large empty rounded rectangular box for drawing grass.

Grass

A large empty rounded rectangular box for drawing a minibeast.

Minibeast

A large empty rounded rectangular box for drawing an animal.

Animal

A large empty rounded rectangular box for drawing a fungus.

Fungus

A large empty rounded rectangular box for drawing pine needles.

Pine needles

A large empty rounded rectangular box for drawing a tree.

Tree